

Chapter 1

Preliminaries

1.1 Introduction

1.1.1 What is Machine Learning?

Learning, like intelligence, covers such a broad range of processes that it is difficult to define precisely. A dictionary definition includes phrases such as “to gain knowledge, or understanding of, or skill in, by study, instruction, or experience,” and “modification of a behavioral tendency by experience.” Zoologists and psychologists study learning in animals and humans. In this book we focus on learning in machines. There are several parallels between animal and machine learning. Certainly, many techniques in machine learning derive from the efforts of psychologists to make more precise their theories of animal and human learning through computational models. It seems likely also that the concepts and techniques being explored by researchers in machine learning may illuminate certain aspects of biological learning.

As regards machines, we might say, very broadly, that a machine learns whenever it changes its structure, program, or data (based on its inputs or in response to external information) in such a manner that its expected future performance improves. Some of these changes, such as the addition of a record to a data base, fall comfortably within the province of other disciplines and are not necessarily better understood for being called learning. But, for example, when the performance of a speech-recognition machine improves after hearing several samples of a person’s speech, we feel quite justified in that case to say that the machine has learned.

Machine learning usually refers to the changes in systems that perform tasks associated with *artificial intelligence (AI)*. Such tasks involve recognition, diagnosis, planning, robot control, prediction, etc. The “changes” might be either enhancements to already performing systems or *ab initio* synthesis of new systems. To be slightly more specific, we show the architecture of a typical AI “agent” in Fig. 1.1. This agent perceives and models its environment and computes appropriate actions, perhaps by anticipating their effects. Changes made to any of the components shown in the figure might count as learning. Different learning mechanisms might be employed depending on which subsystem is being changed. We will study several different learning methods in this book.

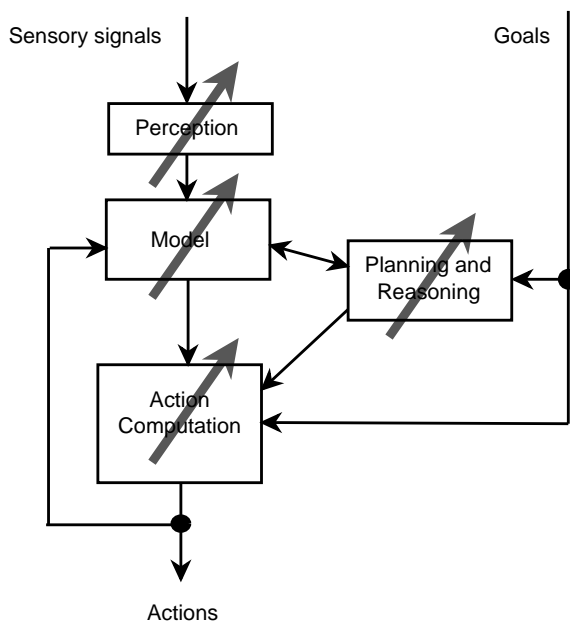


Figure 1.1: An AI System

One might ask “Why should machines have to learn? Why not design machines to perform as desired in the first place?” There are several reasons why machine learning is important. Of course, we have already mentioned that the achievement of learning in machines might help us understand how animals and humans learn. But there are important engineering reasons as well. Some of these are:

- Some tasks cannot be defined well except by example; that is, we might be able to specify input/output pairs but not a concise relationship between inputs and desired outputs. We would like machines to be able to adjust their internal structure to produce correct outputs for a large number of sample inputs and thus suitably constrain their input/output function to approximate the relationship implicit in the examples.
- It is possible that hidden among large piles of data are important relationships and correlations. Machine learning methods can often be used to extract these relationships (*data mining*).
- Human designers often produce machines that do not work as well as desired in the environments in which they are used. In fact, certain characteristics of the working environment might not be completely known at design time. Machine learning methods can be used for on-the-job improvement of existing machine designs.
- The amount of knowledge available about certain tasks might be too large for explicit encoding by humans. Machines that learn this knowledge gradually might be able to capture more of it than humans would want to write down.
- Environments change over time. Machines that can adapt to a changing environment would reduce the need for constant redesign.
- New knowledge about tasks is constantly being discovered by humans. Vocabulary changes. There is a constant stream of new events in the world. Continuing redesign of AI systems to conform to new knowledge is impractical, but machine learning methods might be able to track much of it.

1.1.2 Wellsprings of Machine Learning

Work in machine learning is now converging from several sources. These different traditions each bring different methods and different vocabulary which are now being assimilated into a more unified discipline. Here is a brief listing of some of the separate disciplines that have contributed to machine learning; more details will follow in the the appropriate chapters:

- **Statistics:** A long-standing problem in statistics is how best to use samples drawn from unknown probability distributions to help decide from which distribution some new sample is drawn. A related problem

is how to estimate the value of an unknown function at a new point given the values of this function at a set of sample points. Statistical methods for dealing with these problems can be considered instances of machine learning because the decision and estimation rules depend on a corpus of samples drawn from the problem environment. We will explore some of the statistical methods later in the book. Details about the statistical theory underlying these methods can be found in statistical textbooks such as [Anderson, 1958].

- **Brain Models:** Non-linear elements with weighted inputs have been suggested as simple models of biological neurons. Networks of these elements have been studied by several researchers including [McCulloch & Pitts, 1943, Hebb, 1949, Rosenblatt, 1958] and, more recently by [Gluck & Rumelhart, 1989, Sejnowski, Koch, & Churchland, 1988]. Brain modelers are interested in how closely these networks approximate the learning phenomena of living brains. We shall see that several important machine learning techniques are based on networks of nonlinear elements—often called *neural networks*. Work inspired by this school is sometimes called *connectionism*, *brain-style computation*, or *sub-symbolic processing*.
- **Adaptive Control Theory:** Control theorists study the problem of controlling a process having unknown parameters which must be estimated during operation. Often, the parameters change during operation, and the control process must track these changes. Some aspects of controlling a robot based on sensory inputs represent instances of this sort of problem. For an introduction see [Bollinger & Duffie, 1988].
- **Psychological Models:** Psychologists have studied the performance of humans in various learning tasks. An early example is the EPAM network for storing and retrieving one member of a pair of words when given another [Feigenbaum, 1961]. Related work led to a number of early decision tree [Hunt, Marin, & Stone, 1966] and semantic network [Anderson & Bower, 1973] methods. More recent work of this sort has been influenced by activities in artificial intelligence which we will be presenting.

Some of the work in reinforcement learning can be traced to efforts to model how reward stimuli influence the learning of goal-seeking behavior in animals [Sutton & Barto, 1987]. Reinforcement learning is an important theme in machine learning research.

- **Artificial Intelligence:** From the beginning, AI research has been concerned with machine learning. Samuel developed a prominent early program that learned parameters of a function for evaluating board positions in the game of checkers [Samuel, 1959]. AI researchers have also explored the role of analogies in learning [Carbonell, 1983] and how future actions and decisions can be based on previous exemplary cases [Kolodner, 1993]. Recent work has been directed at discovering rules for expert systems using decision-tree methods [Quinlan, 1990] and inductive logic programming [Muggleton, 1991, Lavrač & Džeroski, 1994]. Another theme has been saving and generalizing the results of problem solving using explanation-based learning [DeJong & Mooney, 1986, Laird, *et al.*, 1986, Minton, 1988, Etzioni, 1993].

- **Evolutionary Models:**

In nature, not only do individual animals learn to perform better, but species *evolve* to be better fit in their individual niches. Since the distinction between evolving and learning can be blurred in computer systems, techniques that model certain aspects of biological evolution have been proposed as learning methods to improve the performance of computer programs. Genetic algorithms [Holland, 1975] and genetic programming [Koza, 1992, Koza, 1994] are the most prominent computational techniques for evolution.

1.1.3 Varieties of Machine Learning

Orthogonal to the question of the historical source of any learning technique is the more important question of *what* is to be learned. In this book, we take it that the thing to be learned is a computational structure of some sort. We will consider a variety of different computational structures:

- Functions
- Logic programs and rule sets
- Finite-state machines
- Grammars
- Problem solving systems

We will present methods both for the synthesis of these structures from examples and for changing existing structures. In the latter case, the change

to the existing structure might be simply to make it more computationally efficient rather than to increase the coverage of the situations it can handle. Much of the terminology that we shall be using throughout the book is best introduced by discussing the problem of learning functions, and we turn to that matter first.

1.2 Learning Input-Output Functions

We use Fig. 1.2 to help define some of the terminology used in describing the problem of learning a function. Imagine that there is a function, f , and the task of the learner is to guess what it is. Our hypothesis about the function to be learned is denoted by h . Both f and h are functions of a vector-valued input $\mathbf{X} = (x_1, x_2, \dots, x_i, \dots, x_n)$ which has n components. We think of h as being implemented by a device that has \mathbf{X} as input and $h(\mathbf{X})$ as output. Both f and h themselves may be vector-valued. We assume *a priori* that the hypothesized function, h , is selected from a class of functions \mathcal{H} . Sometimes we know that f also belongs to this class or to a subset of this class. We select h based on a *training set*, Ξ , of m input vector examples. Many important details depend on the nature of the assumptions made about all of these entities.

1.2.1 Types of Learning

There are two major settings in which we wish to learn a function. In one, called *supervised learning*, we know (sometimes only approximately) the values of f for the m samples in the training set, Ξ . We assume that if we can find a hypothesis, h , that closely agrees with f for the members of Ξ , then this hypothesis will be a good guess for f —especially if Ξ is large.

Curve-fitting is a simple example of supervised learning of a function. Suppose we are given the values of a two-dimensional function, f , at the four sample points shown by the solid circles in Fig. 1.3. We want to fit these four points with a function, h , drawn from the set, \mathcal{H} , of second-degree functions. We show there a two-dimensional parabolic surface above the x_1, x_2 plane that fits the points. This parabolic function, h , is our hypothesis about the function, f , that produced the four samples. In this case, $h = f$ at the four samples, but we need not have required exact matches.

In the other setting, termed *unsupervised learning*, we simply have a training set of vectors without function values for them. The problem in this case, typically, is to partition the training set into subsets, Ξ_1, \dots, Ξ_R , in some appropriate way. (We can still regard the problem as one of

Training Set:

$$\Xi = \{\mathbf{X}_1, \mathbf{X}_2, \dots, \mathbf{X}_i, \dots, \mathbf{X}_m\}$$

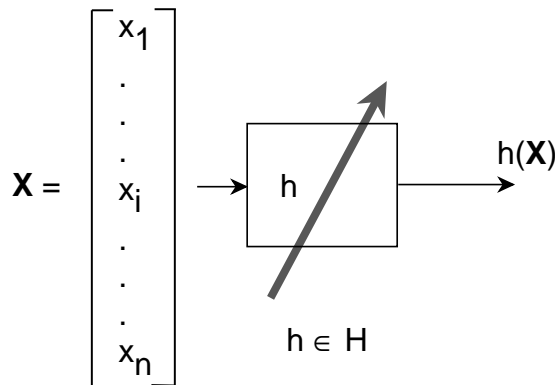


Figure 1.2: An Input-Output Function

learning a function; the value of the function is the name of the subset to which an input vector belongs.) Unsupervised learning methods have application in taxonomic problems in which it is desired to invent ways to classify data into meaningful categories.

We shall also describe methods that are intermediate between supervised and unsupervised learning.

We might either be trying to find a new function, h , or to modify an existing one. An interesting special case is that of changing an existing function into an equivalent one that is computationally more efficient. This type of learning is sometimes called *speed-up* learning. A very simple example of speed-up learning involves deduction processes. From the formulas $A \supset B$ and $B \supset C$, we can deduce C if we are given A . From this deductive process, we can create the formula $A \supset C$ —a new formula but one that does not sanction any more conclusions than those that could be derived from the formulas that we previously had. But with this new formula we can derive C more quickly, given A , than we could have done before. We can contrast speed-up learning with methods that create genuinely new functions—ones that might give different results after learning than they did before. We say that the latter methods involve *inductive* learning. As opposed to deduction, there are no *correct* inductions—only useful ones.

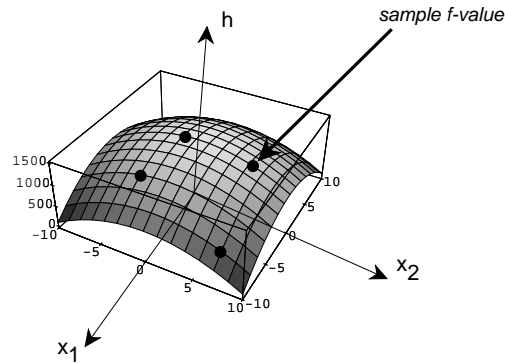


Figure 1.3: A Surface that Fits Four Points

1.2.2 Input Vectors

Because machine learning methods derive from so many different traditions, its terminology is rife with synonyms, and we will be using most of them in this book. For example, the input vector is called by a variety of names. Some of these are: *input vector*, *pattern vector*, *feature vector*, *sample*, *example*, and *instance*. The components, x_i , of the input vector are variously called *features*, *attributes*, *input variables*, and *components*.

The values of the components can be of three main types. They might be real-valued numbers, discrete-valued numbers, or *categorical values*. As an example illustrating categorical values, information about a student might be represented by the values of the attributes *class*, *major*, *sex*, *adviser*. A particular student would then be represented by a vector such as: (sophomore, history, male, higgins). Additionally, categorical values may be *ordered* (as in $\{small, medium, large\}$) or *unordered* (as in the example just given). Of course, mixtures of all these types of values are possible.

In all cases, it is possible to represent the input in unordered form by listing the names of the attributes together with their values. The vector form assumes that the attributes are ordered and given implicitly by a form. As an example of an *attribute-value* representation, we might have: (major: history, sex: male, class: sophomore, adviser: higgins, age: 19). We will be using the vector form exclusively.

An important specialization uses Boolean values, which can be regarded as a special case of either discrete numbers (1,0) or of categorical variables

(*True, False*).

1.2.3 Outputs

The output may be a real number, in which case the process embodying the function, h , is called a *function estimator*, and the output is called an *output value* or *estimate*.

Alternatively, the output may be a categorical value, in which case the process embodying h is variously called a *classifier*, a *recognizer*, or a *categorizer*, and the output itself is called a *label*, a *class*, a *category*, or a *decision*. Classifiers have application in a number of recognition problems, for example in the recognition of hand-printed characters. The input in that case is some suitable representation of the printed character, and the classifier maps this input into one of, say, 64 categories.

Vector-valued outputs are also possible with components being real numbers or categorical values.

An important special case is that of Boolean output values. In that case, a training pattern having value 1 is called a *positive instance*, and a training sample having value 0 is called a *negative instance*. When the input is also Boolean, the classifier implements a *Boolean function*. We study the Boolean case in some detail because it allows us to make important general points in a simplified setting. Learning a Boolean function is sometimes called *concept learning*, and the function is called a *concept*.

1.2.4 Training Regimes

There are several ways in which the training set, Ξ , can be used to produce a hypothesized function. In the *batch* method, the entire training set is available and used all at once to compute the function, h . A variation of this method uses the entire training set to modify a current hypothesis iteratively until an acceptable hypothesis is obtained. By contrast, in the *incremental* method, we select one member at a time from the training set and use this instance alone to modify a current hypothesis. Then another member of the training set is selected, and so on. The selection method can be random (with replacement) or it can cycle through the training set iteratively. If the entire training set becomes available one member at a time, then we might also use an incremental method—selecting and using training set members as they arrive. (Alternatively, at any stage all training set members so far available could be used in a “batch” process.) Using the training set members as they become available is called an *online* method.

Online methods might be used, for example, when the next training instance is some function of the current hypothesis and the previous instance—as it would be when a classifier is used to decide on a robot’s next action given its current set of sensory inputs. The next set of sensory inputs will depend on which action was selected.

1.2.5 Noise

Sometimes the vectors in the training set are corrupted by noise. There are two kinds of noise. *Class noise* randomly alters the value of the function; *attribute noise* randomly alters the values of the components of the input vector. In either case, it would be inappropriate to insist that the hypothesized function agree precisely with the values of the samples in the training set.

1.2.6 Performance Evaluation

Even though there is no correct answer in inductive learning, it is important to have methods to evaluate the result of learning. We will discuss this matter in more detail later, but, briefly, in supervised learning the induced function is usually evaluated on a separate set of inputs and function values for them called the *testing set*. A hypothesized function is said to *generalize* when it guesses well on the testing set. Both mean-squared-error and the total number of errors are common measures.

1.3 Learning Requires Bias

Long before now the reader has undoubtedly asked why is learning a function possible at all? Certainly, for example, there are an uncountable number of different functions having values that agree with the four samples shown in Fig. 1.3. Why would a learning procedure happen to select the quadratic one shown in that figure? In order to make that selection we had at least to limit *a priori* the set of hypotheses to quadratic functions and then to insist that the one we chose passed through all four sample points. This kind of *a priori* information is called *bias*, and useful learning without bias is impossible.

We can gain more insight into the role of bias by considering the special case of learning a Boolean function of n dimensions. There are 2^n different Boolean inputs possible. Suppose we had no bias; that is \mathcal{H} is the set of all 2^{2^n} Boolean functions, and we have no preference among those that fit

the samples in the training set. In this case, after being presented with one member of the training set and its value we can rule out precisely one-half of the members of \mathcal{H} —those Boolean functions that would misclassify this labeled sample. The remaining functions constitute what is called a “version space;” we’ll explore that concept in more detail later. As we present more members of the training set, the graph of the number of hypotheses not yet ruled out as a function of the number of different patterns presented is as shown in Fig. 1.4. At any stage of the process, half of the remaining Boolean functions have value 1 and half have value 0 for *any* training pattern not yet seen. No generalization is possible in this case because the training patterns give no clue about the value of a pattern not yet seen. Only memorization is possible here, which is a trivial sort of learning.

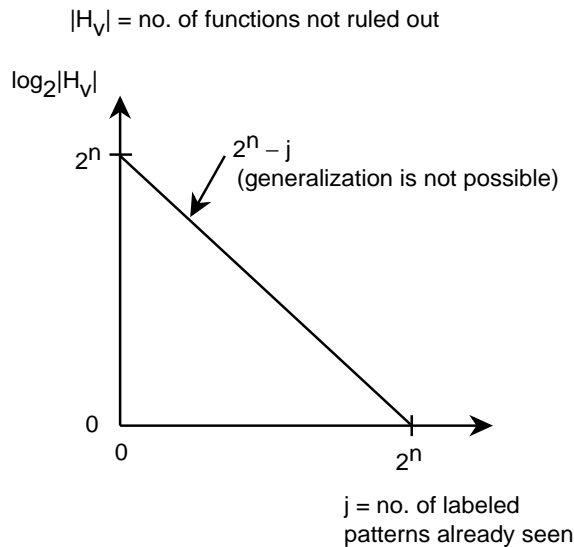


Figure 1.4: Hypotheses Remaining as a Function of Labeled Patterns Presented

But suppose we limited \mathcal{H} to some subset, \mathcal{H}_c , of all Boolean functions. Depending on the subset and on the order of presentation of training patterns, a curve of hypotheses not yet ruled out might look something like the one shown in Fig. 1.5. In this case it is even possible that after seeing fewer than all 2^n labeled samples, there might be only one hypothesis that agrees with the training set. Certainly, even if there is more than one hypothesis

remaining, *most* of them may have the same value for *most* of the patterns not yet seen! The theory of *Probably Approximately Correct (PAC)* learning makes this intuitive idea precise. We'll examine that theory later.

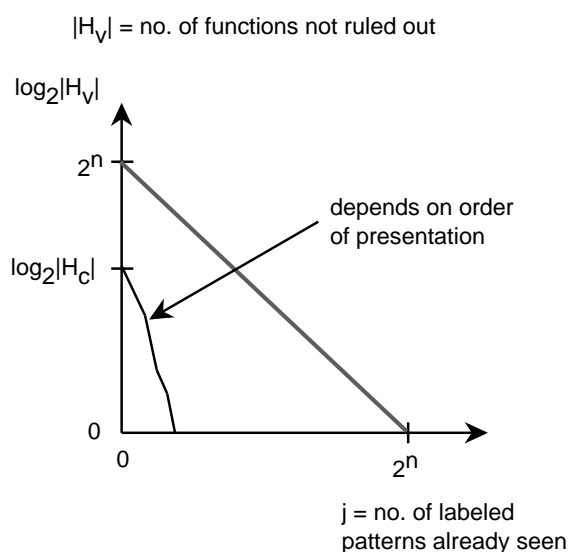


Figure 1.5: Hypotheses Remaining From a Restricted Subset

Let's look at a specific example of how bias aids learning. A Boolean function can be represented by a hypercube each of whose vertices represents a different input pattern. We show a 3-dimensional version in Fig. 1.6. There, we show a training set of six sample patterns and have marked those having a value of 1 by a small square and those having a value of 0 by a small circle. If the hypothesis set consists of just the *linearly separable* functions—those for which the positive and negative instances can be separated by a linear surface, then there is only one function remaining in this hypothesis set that is consistent with the training set. So, in this case, even though the training set does not contain all possible patterns, we can already pin down what the function must be—given the bias.

Machine learning researchers have identified two main varieties of bias, absolute and preference. In *absolute bias* (also called *restricted hypothesis-space bias*), one restricts \mathcal{H} to a definite subset of functions. In our example of Fig. 1.6, the restriction was to linearly separable Boolean functions. In *preference bias*, one selects that hypothesis that is minimal according to

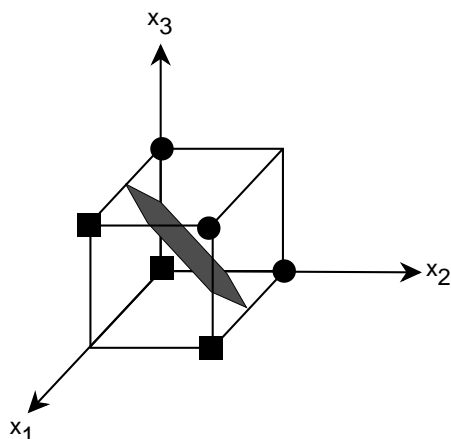


Figure 1.6: A Training Set That Completely Determines a Linearly Separable Function

some ordering scheme over all hypotheses. For example, if we had some way of measuring the *complexity* of a hypothesis, we might select the one that was simplest among those that performed satisfactorily on the training set. The principle of *Occam's razor*, used in science to prefer simple explanations to more complex ones, is a type of preference bias. (William of Occam, 1285-?1349, was an English philosopher who said: “*non sunt multiplicanda entia praeter necessitatem*,” which means “entities should not be multiplied unnecessarily.”)

1.4 Sample Applications

Our main emphasis in this book is on the concepts of machine learning—not on its applications. Nevertheless, if these concepts were irrelevant to real-world problems they would probably not be of much interest. As motivation, we give a short summary of some areas in which machine learning techniques have been successfully applied. [Langley, 1992] cites some of the following applications and others:

1. Rule discovery using a variant of ID3 for a printing industry problem [Evans & Fisher, 1992].

2. Electric power load forecasting using a k -nearest-neighbor rule system [Jabbour, K., *et al.*, 1987].
3. Automatic “help desk” assistant using a nearest-neighbor system [Acorn & Walden, 1992].
4. Planning and scheduling for a steel mill using ExpertEase, a marketed (ID3-like) system [Michie, 1992].
5. Classification of stars and galaxies [Fayyad, *et al.*, 1993].

Many application-oriented papers are presented at the annual conferences on Neural Information Processing Systems. Among these are papers on: speech recognition, dolphin echo recognition, image processing, bio-engineering, diagnosis, commodity trading, face recognition, music composition, optical character recognition, and various control applications [Various Editors, 1989-1994].

As additional examples, [Hammerstrom, 1993] mentions:

1. Sharp’s Japanese kanji character recognition system processes 200 characters per second with 99+% accuracy. It recognizes 3000+ characters.
2. NeuroForecasting Centre’s (London Business School and University College London) trading strategy selection network earned an average annual profit of 18% against a conventional system’s 12.3%.
3. Fujitsu’s (plus a partner’s) neural network for monitoring a continuous steel casting operation has been in successful operation since early 1990.

In summary, it is rather easy nowadays to find applications of machine learning techniques. This fact should come as no surprise inasmuch as many machine learning techniques can be viewed as extensions of well known statistical methods which have been successfully applied for many years.

1.5 Sources

Besides the rich literature in machine learning (a small part of which is referenced in the Bibliography), there are several textbooks that are worth mentioning [Hertz, Krogh, & Palmer, 1991, Weiss & Kulikowski, 1991, Natarjan, 1991, Fu, 1994, Langley, 1996]. [Shavlik & Dietterich, 1990,

Buchanan & Wilkins, 1993] are edited volumes containing some of the most important papers. A survey paper by [Dietterich, 1990] gives a good overview of many important topics. There are also well established conferences and publications where papers are given and appear including:

- The Annual Conferences on Advances in Neural Information Processing Systems
- The Annual Workshops on Computational Learning Theory
- The Annual International Workshops on Machine Learning
- The Annual International Conferences on Genetic Algorithms
(The Proceedings of the above-listed four conferences are published by Morgan Kaufmann.)
- The journal *Machine Learning* (published by Kluwer Academic Publishers).

There is also much information, as well as programs and datasets, available over the Internet through the World Wide Web.

1.6 Bibliographical and Historical Remarks

To be added.
Every chapter
will contain a
brief survey of
the history of
the material
covered in that
chapter.